# POWER D-SUB 25W3 SOLDER CUP-MALE

ROHS COMPLIANT

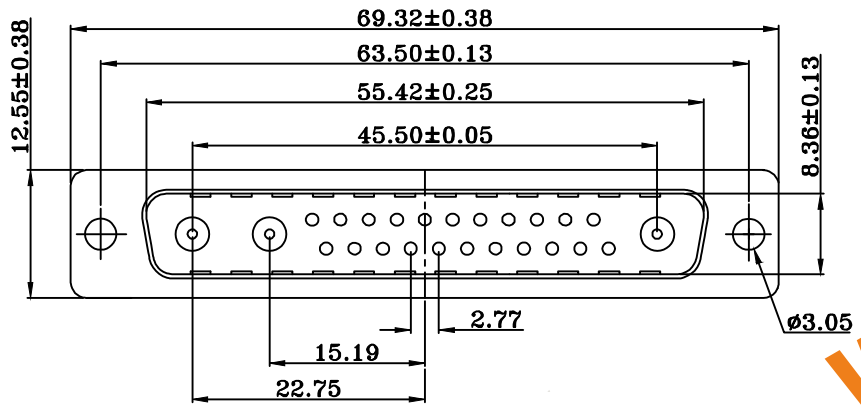


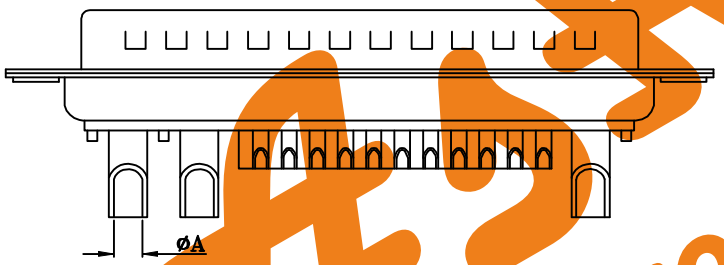


NOTE
SIGNAL AND POWER CONTACTS
COME PRE-LOADED INTO INSULATORS

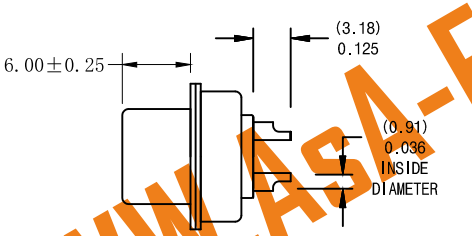


SIGNAL CONTACTS
ACCEPTS UP TO 20 AWG WIRE

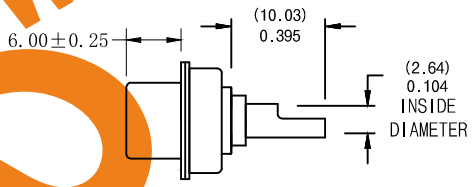


20 AMP POWER CONTACTS
ACCEPTS UP TO 12 AWG WIRE

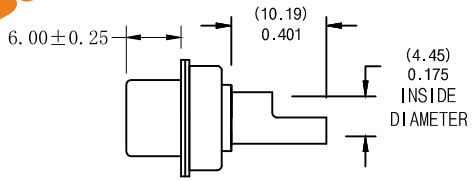


40 AMP POWER CONTACTS
ACCEPTS UP TO 8 AWG WIRE

## SPECIFICATIONS

| | |
|---|---|
| ELECTRICAL | |
| INSULATOR RESISTANCE | 5,000 MegOHMS Min. |
| DIELECTRIC WITHSTANDING: | 1,000 VAC r.m.s. |
| OPERATING TEMPERATURE: | -55 7+125 |
| CONTACT RESISTANCE: | 30 MILLIOHMS Max. |
| POWER PINS | SEE PART No. BELOW |
| SIGNAL PINS: | 3AMPS |
| MECHANICAL | |
| CONTACT INSERTION FORCE | 4.5kg Max |
| CONTACT SEPARATOR FORCE | 0.3kg Min |
| MATERIALS | |
| CONTACTS | BRASS |
| INSULATOR | PBT UL94V-0 RATED 230 PROCESS TEMP |
| SHELL | STEEL |
| FINISH | |
| SHELL | NICKEL |

Ordering Code:

PDB25W3 - M - G0 - B - 20 - 00

① ② ③ ④ ⑤ ⑥

① Series

② Contact Type:
M:Male F:Female

③ Contact NO.:
G0: Gold flash G1: 3u″ Gold
G2: 5u″ Gold G3: 10u″ Gold
G4: 15u″ Gold G5: 30u″ Gold

④ Insulation Color Code:
B:Black L:Blue
W:White

⑤ Power AMP
10 = 10AMPS 20 = 20AMPS
30 = 30AMPS 40 = 40AMPS

⑥ Series no

| Current Rating | Dimension ø A |
|---|---|
| 40 AMPS | ø3.75 |
| 30 AMPS | ø3.2 |
| 20 AMPS | ø2.8 |
| 10 AMPS | ø1.7 |

Unless Otherwise specified tolerance
X.±0.35
X.X:±0.25
X.XX:±0.20
X.XXX:±0.15

SCALE: 1:1 | UNIT: IN mm

DRAWN: junfon H
CHECKED: YANG

13/8/29
DATE

3rd ANGLE PROJECTION


WWW.AsA-Elec.com
AsA Electronic Co.
Tel : (+98) 21 66 73 56 82 Mob : (+98) 912 03 161 02


TITLE: POWER D-SUB 25W3 SOLDER CUP-MALE

DRAWING NO: PDB25W3-MG0B2000
PRODUCT NO: PDB25W3-MG0B2000


WWW.AsA-Elec.com
AsA Electronic